




EXCELSIUS
CABINET DOORS

MODERNO
COLLECTION



R
Richelieu

Description

The **Moderno Collection** doors offer many opportunities for woodworking professionals to carry out any type of project. Moreover, these doors are available custom-made for fabricators, with a range of complementary products having identical colors: melamine, laminate sheets, moldings, edgebanding and an array of components.

The **Moderno Collection** doors are available in several models and textured colors. These trendy products are synonymous with quality and durability for all your kitchen, bathroom, closet organizer and various furniture projects.

KEY FEATURES:

- Substrate is ¾" MDF covered with a polyester film on 2 sides
- Several styles and colors available
- Color matching with other materials (melamine, edgebanding, moldings, laminate sheets)
- Add doors and components easily
- Back, door front, and components all have identical colors and texture
- High thermal resistance
- Easy maintenance
- The industry's best production lead-times

OPTIONS:

- ✓ Choice of styles
- ✓ Choice of edgebanding
- ✓ Choice of built-in handles
- ✓ Components program
- ✓ Choice of the wood grain direction
- ✓ Available with matching wood grain (sequential)

QUICK REFERENCE:

Angria style = Angle
Ravenna style = Radius
Calabria style = Square

RECOMMENDATION:

We recommend the use of a third hinge (non-sprung) on doors measuring 36" and more in height.

Angria Model

Matches perfectly with the new S300 model of the **POLYESTER 5-PIECE** COLLECTION. These two models have the exact same exterior profile (chamfer).



Vertical Grain*

HEIGHT	
Minimum	Maximum
3 3/4"	95"
95 mm	2413 mm

WIDTH	
Minimum	Maximum
3 3/4"	45"
95 mm	1143 mm



Horizontal Grain*

HEIGHT	
Minimum	Maximum
3 3/4"	47"
95 mm	1194 mm

WIDTH	
Minimum	Maximum
3 3/4"	93"
95 mm	2362 mm

**Doors measuring 50" and more are not covered by warranty*

Options

EDGE BANDING

Covers the top and bottom edges of the door. You may choose between these two options: PVC-Wood Grain or PVC-Aluminum.

HANDLES

Two optional built-in handles are available. Doors will come pre-drilled for the handles. Screws and handles will be provided separately.

Handles not available in some positions.

See p.7 for more details.



PVC-Wood Grain

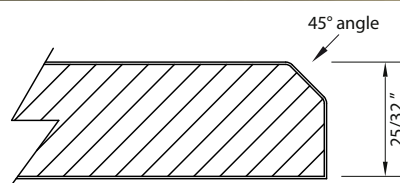


PVC-Aluminum



The new textured finishes are also offered for the S300, S400, S800, S900 and S1000 models of our **POLYESTER 5-PIECE** COLLECTION. For color availability, see the color chart (tab).

Profile



3/4" MDF panel covered with textured polyester finish with 2 molded vertical sides with a 45° angle and the 2 other sides with edgebanding.

The exterior profile (chamfer) of the *Angria* model is exactly the same as for the new S300 model of the **POLYESTER 5-PIECE** COLLECTION.





EXCELSIUS
CABINET DOORS

MODERNO COLLECTION

Ravenna Model

Matches with the models of the **POLYESTER 5-PIECE** COLLECTION (in textured finishes).



Vertical Grain*

HEIGHT	
Minimum	Maximum
3 3/4"	95"
95 mm	2413 mm

WIDTH	
Minimum	Maximum
3 3/4"	45"
95 mm	1143 mm



Horizontal Grain*

HEIGHT	
Minimum	Maximum
3 3/4"	47"
95 mm	1194 mm

WIDTH	
Minimum	Maximum
3 3/4"	93"
95 mm	2362 mm

**Doors measuring 50" and more are not covered by warranty*

Options

EDGEBANDING

Covers the top and bottom edges of the door. You may choose between these two options: PVC-Wood Grain or PVC-Aluminum.

HANDLES

Two optional built-in handles are available. Doors will come pre-drilled for the handles. Screws and handles will be provided separately.

Handles not available in some positions.


See p.7 for more details.



PVC-Wood Grain

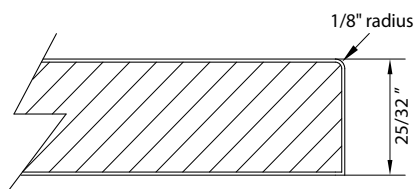


PVC-Aluminum



The new textured finishes are also offered for the S300, S400, S800, S900 and S1000 models of our **POLYESTER 5-PIECE** COLLECTION. For color availability, see the color chart (tab).

Profile



3/4" MDF panel covered with textured polyester finish with 2 molded vertical sides with a 1/8" radius and the 2 other sides with edgbanding.

Calabria Model

Matches with the models of the **POLYESTER 5-PIECE** COLLECTION (in textured finishes).



Vertical Grain*

HEIGHT	
Minimum	Maximum
3 3/4"	95"
95 mm	2413 mm

WIDTH	
Minimum	Maximum
3 3/4"	47"
95 mm	1194 mm



Horizontal Grain*

HEIGHT	
Minimum	Maximum
3 3/4"	47"
95 mm	1194 mm

WIDTH	
Minimum	Maximum
3 3/4"	95"
95 mm	2413 mm

**Doors measuring 50" and more are not covered by warranty*

Options

EDGE BANDING

Three options available for edgebanding: PVC-Wood Grain, PVC-Aluminum or a combination of both, with the PVC-Aluminum along the top and bottom edges only (sides will be covered with PVC-Wood Grain).

HANDLES

Two optional built-in handles are available. Doors will come pre-drilled for the handles. Screws and handles will be provided separately.


See p.7 for more details.



PVC-Wood Grain

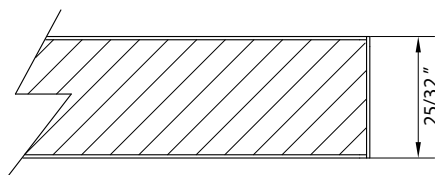


PVC-Aluminum



The new textured finishes are also offered for the S300, S400, S800, S900 and S1000 models of our **POLYESTER 5-PIECE** COLLECTION. For color availability, see the color chart (tab).

Profile



3/4" MDF panel covered with textured polyester finish and all edges machined.



Components and types of sequencing



The components are available with all models of the **Moderno Collection**. Available in all **Rio** and **Medina** textured colors.

Components and specialty panels

Our specialty panels, manufactured in the size of your choice, have one or more square edges (not machined), optionally edgebanded with a broad selection of edgebanding. They are suitable as doors on a corner module (Lazy Susan), as end panels, fillers, etc.

When ordering, please indicate which edges should be square and whether they should be edgebanded or not. Laminate sheets, edgebanding, and different types of panels are also available.

Please consult the price list and check availability with Richelieu.



Types of sequencing

Our doors can be manufactured either in a sequenced way or not. Our doors and drawer fronts have a standard vertical or horizontal wood grain for both types of sequencing methods.



Non-sequenced method

The production of doors is done randomly. That is, they will be fabricated at random and each one will display its own characteristics (graining, shades, etc.). This method is the **standard method** of production in the industry.




Sequenced method

The production of doors takes into account the exact position of each door relative to the next; each door becomes a visual extension of adjacent doors. This method results in a harmonious look for the entire work, and a surcharge for this method applies (Maximum 4' x 8' and built-in handles not available).


Please use our WEB program to order.

TYPES OF SEQUENCING


Row (side by side)



Column




Column and row




TYPES OF SEQUENCING NOT AVAILABLE

The T sequences are not available due to technical reasons. To achieve them, we recommend ordering one larger panel to fit your two doors and cutting them yourself. We will provide you with the necessary edgebanding.

T Row assembly



T Column assembly



Built-in Handles[†]

Handle #1

Completely built-in handle.

Width: 6-3/4" (171 mm)

Height: 2" (51 mm)

Finish: 195 (Brushed nickel)


HANDLE	DOOR	
POSITIONS	Minimum width	Minimum height
A-B-C-G	8 9/16" (218 mm)	3 3/4" (95 mm)
D-E-F-H	3 3/4" (95 mm)	8 9/16" (218 mm)



AVAILABLE POSITIONS



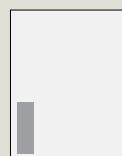
A




B



C



D



E



F




H



A




B



C



D



E



F



G

In the A to F positions, the long side of the handle is placed 7/8" from the edge of the door. In the A, C, D and F positions, the short side of the handle is placed 7/8" from the edge of the door. Add 2 mm if using the PVC-Aluminum edge.

Handle #2

Periphery handle.

Width: 5 7/16" (138 mm)

Height: 1 1/8" (29 mm)

Finish: 174 (Matte chrome)


HANDLE	DOOR	
POSITIONS	Minimum width	Minimum height
A-B-C	7 7/16" (189 mm)	3 3/4" (95 mm)
D-E-F	3 3/4" (95 mm)	7 7/16" (189 mm)



AVAILABLE POSITIONS



A



B



C



D*




E*




F*




A



B



C



D*



E*



F*

ATTENTION:
The handle exceeds the door by 3/64" (1.2 mm). Plan your space accordingly.

In the A, C, D and F positions, the short side of the handle is placed 1" from the edge of the door. Add 2 mm if using the PVC-Aluminum edge.

* Available only with the Calabria model.

[†] Built-in handles not available with the sequenced method.

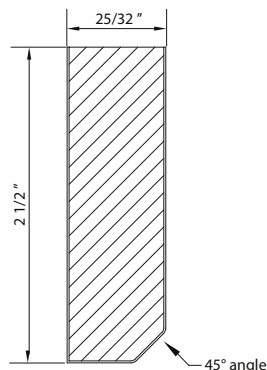


Complementary products

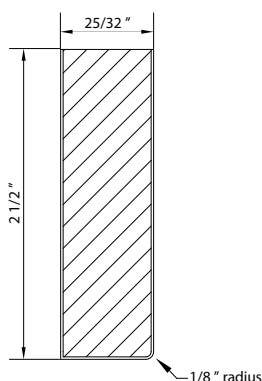
Available in all colors/finishes of the **Moderno Collection**

LIGHT SHIELDS

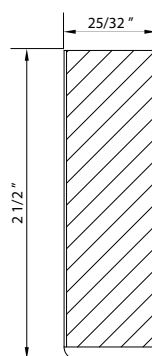
Angria



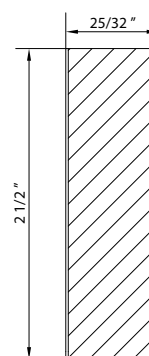
Ravenna



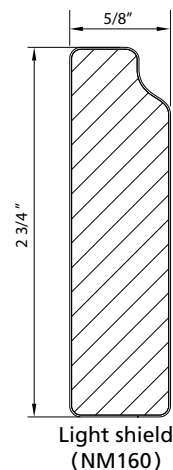
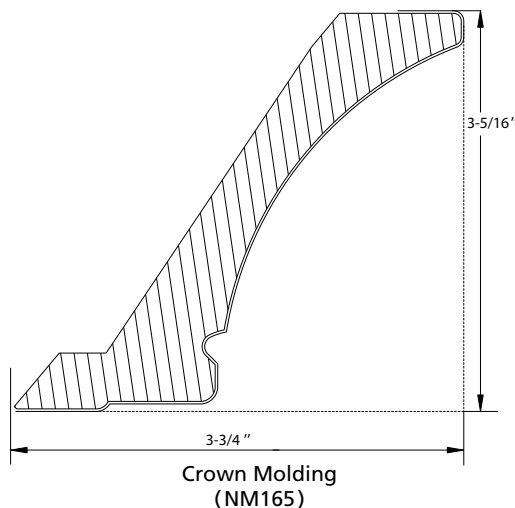
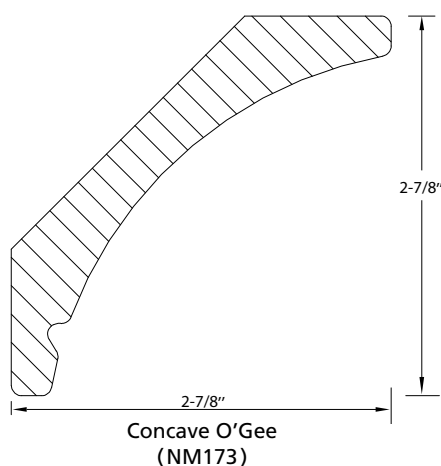
Calabria-Alu



Calabria-PVC



MOLDINGS



Other complementary products

FILL-STICK

FELT-TIP DYE PEN

LACQUER PEN

STAIN (1 litre and 3.78 litres)

POLYESTER SHEETS

with phenolic backer

PVC EDGEBOARDING

600' x (7/8" or 15/16") x 0,018"

ABS EDGEBOARDING

600' x (7/8" or 15/16") x 0,018"

1/4" MELAMINE

32" x 48" or 48" x 48"

• Dolomite finish or
Rio and Medina textured finishes

5/8" MELAMINE

• Rio and Medina
textured finishes
Other sizes available upon request

3/4" MELAMINE

• Rio and Medina
textured finishes
Other sizes available upon request

Please verify product availability with Richelieu.

All doors from the **Moderno Collection** are covered by a **5-year** limited warranty against all manufacturing defects.

INCLUDED:

(Covered by the warranty)

- Wrong size (tolerance $\pm 1/32"$ or ± 0.8 mm)
- Out of square (tolerance $\pm 1/32"$ or ± 0.8 mm out of square)
- Warping greater than tolerance (see General Rules)
- Loosening of polyester paper from MDF substrate
- Delamination of MDF substrate

For such inclusions to be covered, the door must not have suffered any shocks, exposure to a source of heat, contact with water or any other liquid substances. Moreover, it must have been installed according to recognized industry practices.

GENERAL RULES:

- All claims must be lodged before the expiration of the warranty period, i.e., 5 years from the delivery date of the doors. Replacement or repair of a door may in no case extend the original 5-year warranty.
- Both invoice and defective door must be returned to *Lecxeco inc.* for expert examination.
- The doors to be replaced will be invoiced at 100% and a credit will be produced following examination of the defective doors.
- If, at the time the warranty is being used, the color and/or model of the doors in question are no longer available for reasons beyond our control, we reserve the right to replace (or credit) the defective door(s) with another equivalent color or model without compensation for the balance of the doors of the same order.
- Transportation costs for the delivery of the replacement doors are subject to the same coverage percentages as the doors being replaced.
- The warranty is limited to the replacement or repair of the defective door without any compensation for labour and/or loss of use of the product.
- The warping warranty only applies to doors 32" or less with a 1/8" tolerance (measured at center, with the door flat on a very straight surface, e.g., panel saw).
- Warping problems must be detected and reported within 10 days following reception of the order, and the defective door(s) must not have been altered in any way (drilled for hinges, handles installed, etc).
- Door claims that involve breakage at the reception of the order with no damaged box must be made within five days following reception of the order, and the defective door(s) must not have been altered in any way (drilled for hinges, handles installed, etc). The door(s) in question must be returned to *Lecxeco inc.*
- Doors measuring 50" and more are not covered by any warranty.
- The warranty coverage is prorated as follows:
 - 100% for the first two years
 - 75% for the third year
 - 50% for the fourth year
 - 25% for the fifth year

NOT INCLUDED:

(Not covered by the warranty)

- Polyester and edgebanding breaks following shock, negligence, misuse, exposure to a source of excessive heat or contact with water or other liquid substance (swelling of material)
- All defects that result from misuse and/or use not in accordance with recognized industry practices
- Deterioration of a door that was exposed to abnormal temperature and/or humidity conditions
- Burns on one of the materials
- Stains on one of the door components
- Degradation of the product due to material aging or normal wear and tear

DOORS DAMAGED DURING TRANSPORTATION:

When you receive the boxes, always make sure they have not been damaged during transportation before signing the delivery document. If any of the boxes have been damaged, write "Damaged Box" or "Damaged Boxes" on the waybill. You must keep the box(es) in question as well as the doors to be replaced for our claim to the transportation company. Notify us immediately about the problem so that repaired doors or replacement doors may be shipped to you as soon as possible.

MISSING BOXES:

When you receive the boxes, please make sure the number of boxes delivered matches the number shown on the delivery document. If some boxes are missing, write "Missing Boxes" on the document before signing it, indicating the number of missing boxes. Notify us immediately about the problem so that a search can be made to locate the missing package(s).





CANADA

Tel.: 1 866 979-5999 • Fax: 1 866 421-8477

ALBERTA

Calgary
Edmonton

BRITISH COLUMBIA

Kelowna
Vancouver
Victoria

MANITOBA

Winnipeg

NEW BRUNSWICK

Moncton

NOVA SCOTIA

Halifax

ONTARIO

Barrie
Kitchener
Mississauga

Ottawa
Sudbury
Thunder Bay
Toronto

QUÉBEC

Drummondville
Laval
Longueuil

Montréal
Québec

SASKATCHEWAN

Regina
Saskatoon

NEWFOUNDLAND

St. John's

UNITED STATES

Tel.: 1 877 556-5150 • Fax: 1 877 556-5151

CONNECTICUT
Hartford

FLORIDA

Dania Beach
Hialeah
Pompano Beach
Riviera Beach

GEORGIA

Atlanta

ILLINOIS

Chicago

INDIANA

Indianapolis

KENTUCKY

Louisville

MASSACHUSETTS
Boston

MICHIGAN

Detroit

NEW JERSEY

Avenel
Lincoln Park

NEW YORK

New York
Syracuse

NORTH CAROLINA

Charlotte
Greensboro
High Point
Raleigh

OHIO

Cincinnati
Cleveland
Columbus

OREGON

Portland

SOUTH CAROLINA

Greenville

TENNESSEE

Nashville

WASHINGTON

Seattle

